



FB

PARKWAY

3m

3m
3m




67

53

59

41

Scale 1:500

-  = Retaining wall
-  = 41 sq m
-  = 82 sq m